
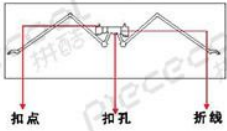


Piececool 拼酷



PC029



拼装方式

● 插入扣孔，平折 90°



▲ 插入扣孔，旋转 90°

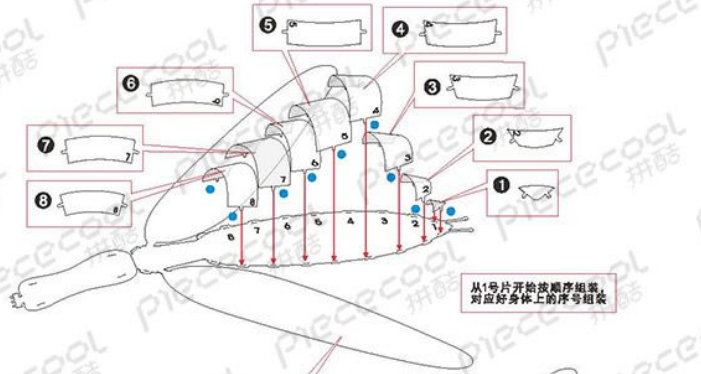


金属部件



⚠ 请小心处理金属边料，以防划伤

拼装步骤



从1号片开始按顺序组装，
对应好身体上的序号与组装

